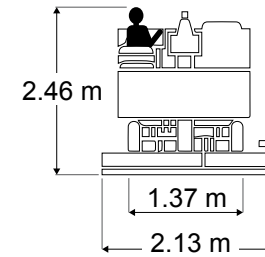
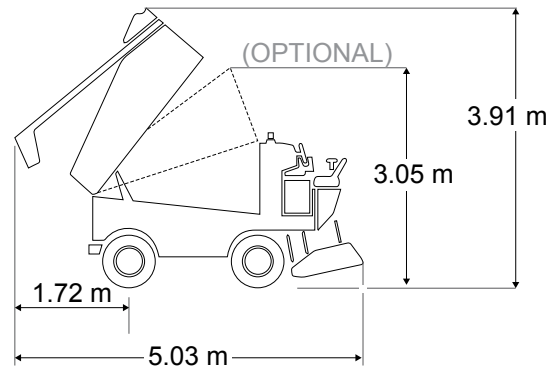
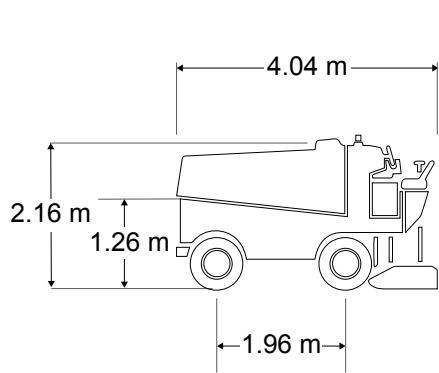


MODEL 546



CAPACITIES		
Snow Tank		
Actual Volume	2.83 m ³	100 cu. ft.
Compacted	3.54 m ³	125 cu. ft.
Water		
Ice Making	738 L	195 gal.
Wash Water	310 L	82 gal.
Total	1048 L	277 gal.
Hydraulic Oil	95 L	25 gal.
POWERTRAIN		
Four-Wheel Drive		
Engine	Kubota® 1.6 L / 50 HP at 3000 RPM Four Cylinder Liquid Cooled	
Transmission	Continuously variable hydrostatic pump and motor are axial-piston type.	
Hydraulics	Double pump powers the vertical and horizontal augers. Hydraulic down pressure for optimal resurfacing results.	
Axles		
Front	1950 kg	4300 lb
Rear	2903 kg	6400 lb
Brakes	Full Hydrodynamic Braking	

DIMENSIONS						
Overall	L	W	H	L	W	H
Snow Tank Down	4.04 m	2.13 m	2.16 m	159 in.	84 in.	85 in.
Snow Tank Up	5.03 m	2.13 m	3.91 m	198 in.	84 in.	154 in.
Shaving Blade	L	W	H	L	W	H
	195.6 cm	12.7 cm	1.27 cm	77 in.	5 in.	0.5 in.
Clearance						
Minimum Operator Height Clearance			246.4 cm	97 in.		
Snow Pit Clearance			125.7 cm	49.5 in.		
Conveyor System						
Horizontal Auger Diameter			25.4 cm	10 in.		
Vertical Auger Diameter			25.4 cm	10 in.		
Manueverability						
Wheelbase			1.96 m	77 in.		
Wheel Track			1.37 m	54 in.		
Turning Radius at Conditioner			4.87 m	16 ft.		
Weight						
Empty			2912 kg	6420 lb		
with Water			3910 kg	8620 lb		